



Ejercicios



Razonamiento Abstracto

Preguntas modelo
examen de acceso a la educación superior

Modelo S



ACCESO a la Educación Superior
SENESCYT

QUIERO SER MAESTRO
Ministerio de Educación

ACCESO A LA EDUCACIÓN SUPERIOR TAE100_001


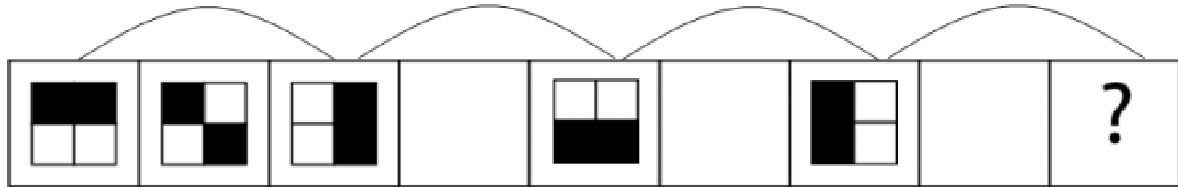
Opción Múltiple

Elige la opción que complete mejor el enunciado o que responda mejor a la pregunta.

www.riolearning.com

1.

¿Cuál es la figura que falta?



www.riolearning.com

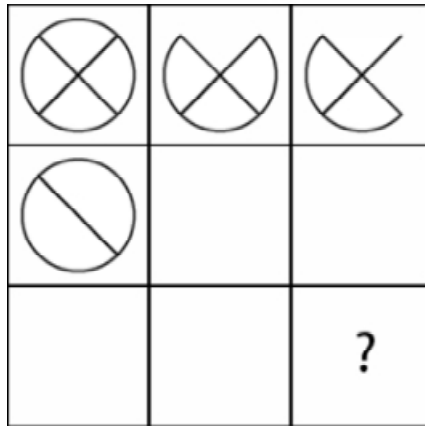
2.

¿Cuál es la figura que falta?



3.


¿Cuál es la figura que falta?



- A.  B.  C.  D.  E. 

4.

¿Cuál es la figura que falta?

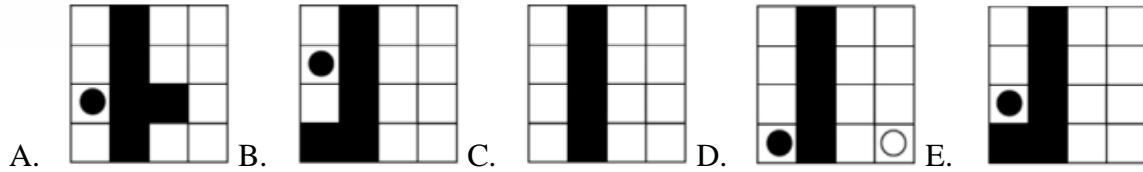
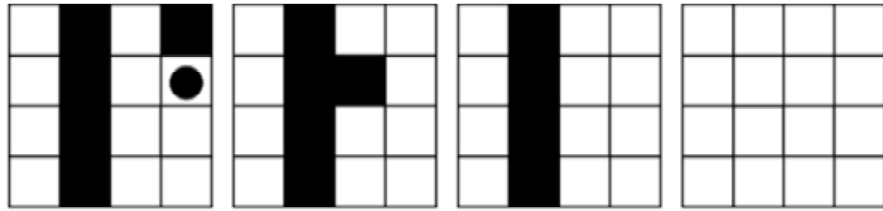


- A.  B.  C.  D.  E. 

www.riolearning.com

5.

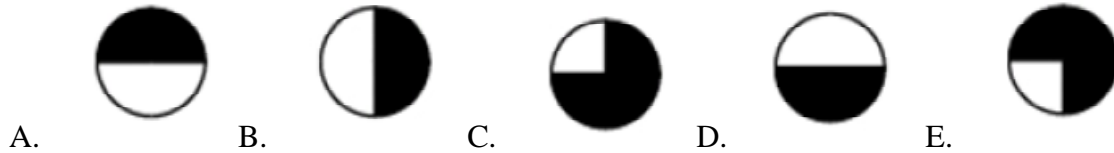
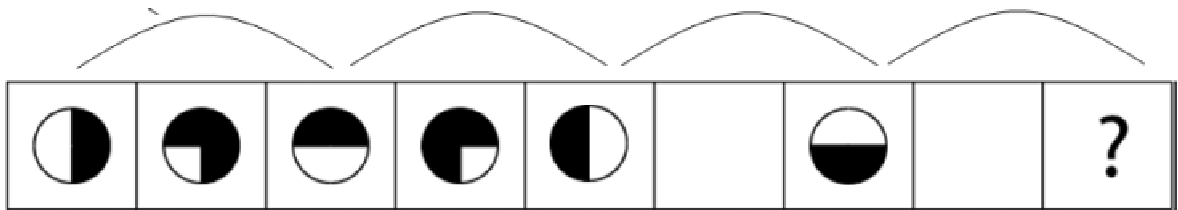
¿Cuál es la figura que falta?



6.

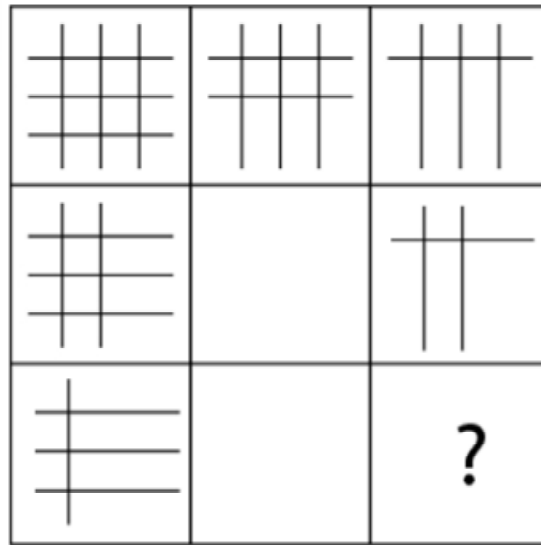
¿Cuál es la figura que falta?




www.riolearning.com



7.

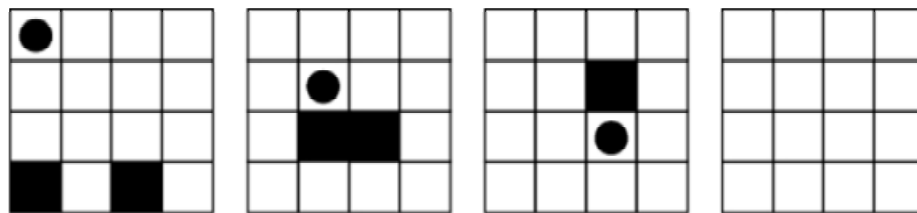
¿Cuál es la figura que falta?

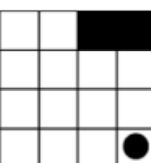
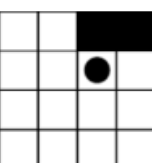
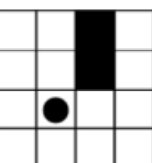
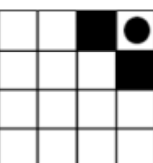
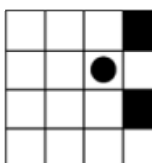


- A.  B.  C.  D.  E. 

8.

¿Cuál es la figura que falta?

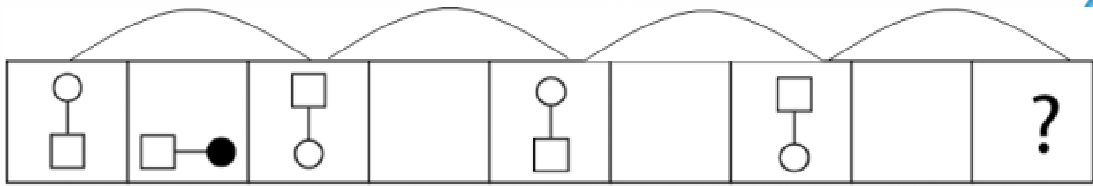







- A.  B.  C.  D.  E. 

www.riolearning.com

9.

¿Cuál es la figura que falta?

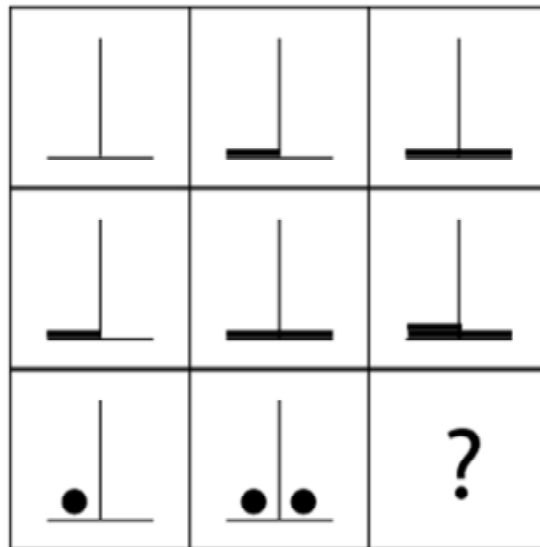



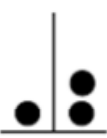
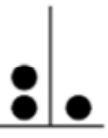


- A.  B.  C.  D.  E. 

www.riolearning.com

10.

¿Cuál es la figura que falta?

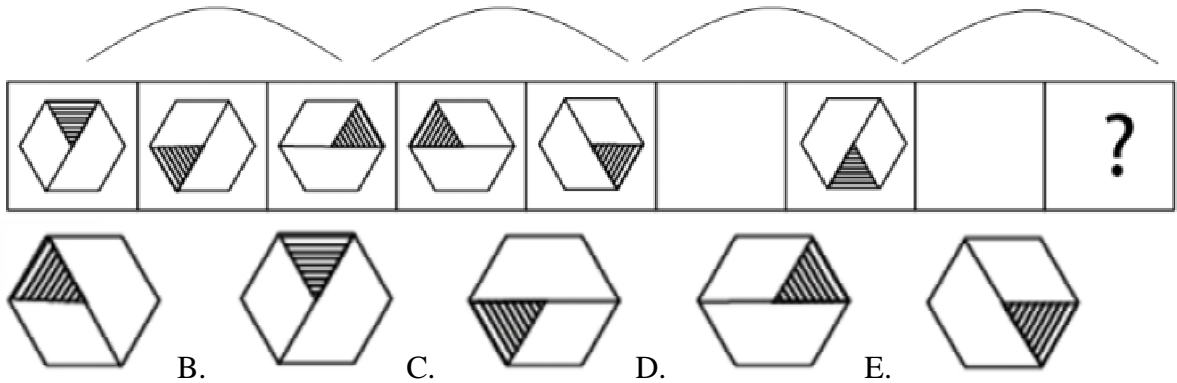


- A.  B.  C.  D.  E. 

www.riolearning.com

11.

¿Cuál es la figura que falta?

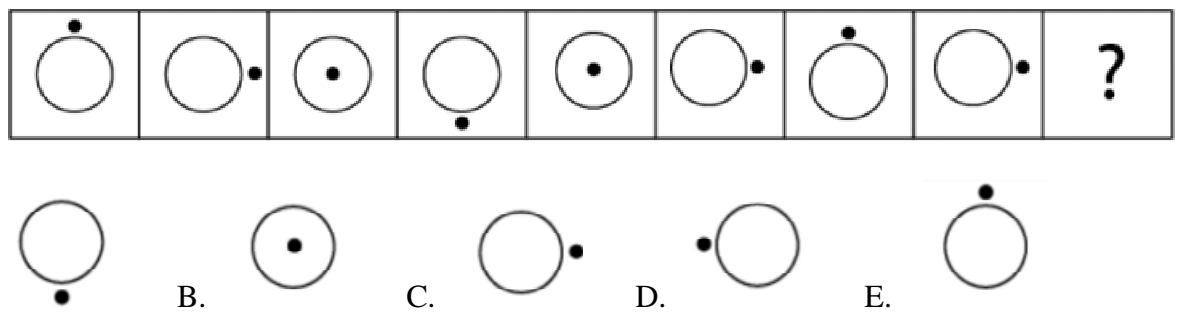


A sequence of nine hexagons in a row. The first five hexagons are grouped by a bracket above them. The first hexagon has a shaded top-left triangle. The second has a shaded bottom-left triangle. The third has a shaded top-right triangle. The fourth has a shaded bottom-right triangle. The fifth has a shaded top-left triangle. The sixth is empty. The seventh has a shaded top-left triangle. The eighth is empty. The ninth contains a question mark. Below the sequence are five options labeled A through E, each showing a hexagon with a shaded triangle in a different position: A (shaded top-left), B (shaded top-right), C (shaded bottom-left), D (shaded bottom-right), and E (shaded top-left).

www.riolearning.com

12.

¿Cuál es la figura que falta?

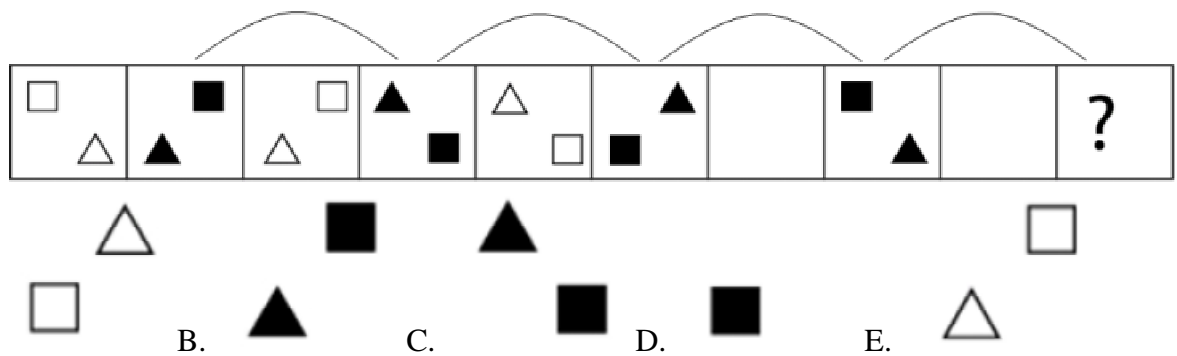


A sequence of nine circles in a row. The first circle has a dot at the top. The second has a dot on the right. The third has a dot at the bottom. The fourth has a dot on the left. The fifth has a dot at the top. The sixth has a dot on the right. The seventh has a dot at the top. The eighth has a dot on the right. The ninth contains a question mark. Below the sequence are five options labeled A through E, each showing a circle with a dot in a different position: A (dot at bottom), B (dot at top), C (dot on right), D (dot on left), and E (dot at top).

www.riolearning.com

13.

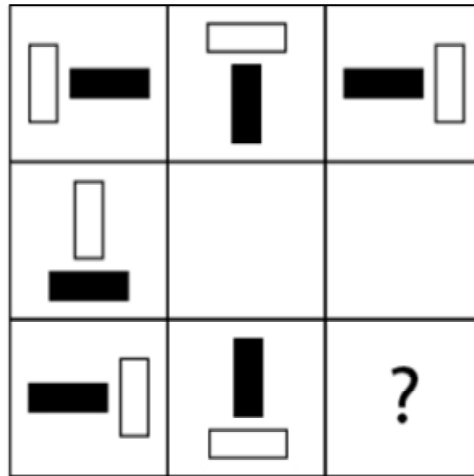
¿Cuál es la figura que falta?








A sequence of ten boxes in a row. The first five boxes are grouped by a bracket above them. Box 1: white square (top-left), white triangle (bottom-right). Box 2: black square (top-right), black triangle (bottom-left). Box 3: white square (top-right), white triangle (bottom-left). Box 4: black triangle (top-left), black square (bottom-right). Box 5: white triangle (top-right), white square (bottom-left). Box 6: black triangle (top-left), black square (bottom-right). Box 7: empty. Box 8: black square (top-left), black triangle (bottom-right). Box 9: empty. Box 10: question mark. Below the sequence are five options labeled A through E, each showing a single shape: A (white square), B (black triangle), C (black square), D (black square), and E (white triangle).

14.

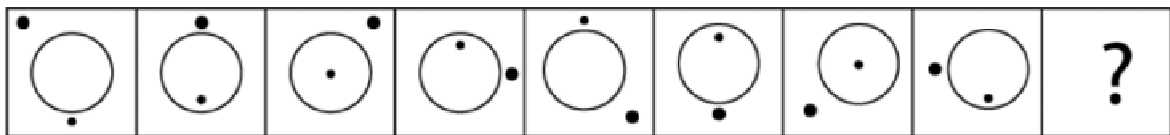
¿Cuál es la figura que falta?




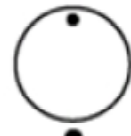



- A.  B.  C.  D.  E. 

15.


¿Cuál es la figura que falta?








- A.  B.  C.  D.  E. 

16.

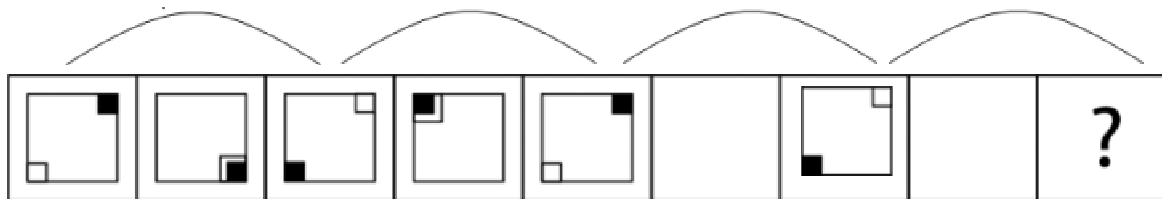
¿Cuál es la figura que falta?








- A.  B.  C.  D.  E. 

17.

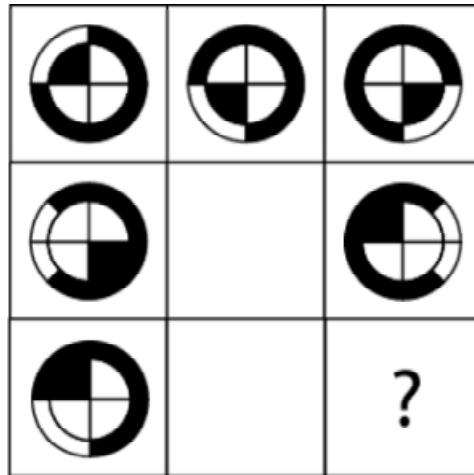
¿Cuál es la figura que falta?



- A.  B.  C.  D.  E. 

18.

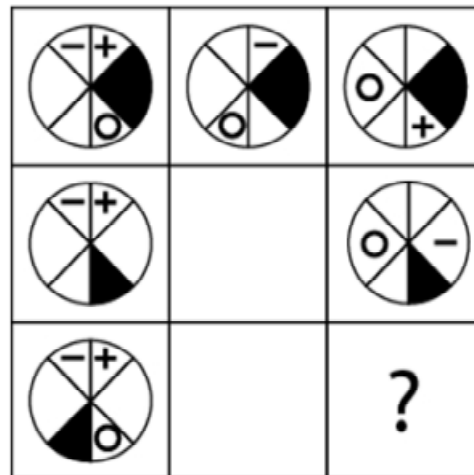
¿Cuál es la figura que falta?








- A.  B.  C.  D.  E. 

19.

¿Cuál es la figura que falta?

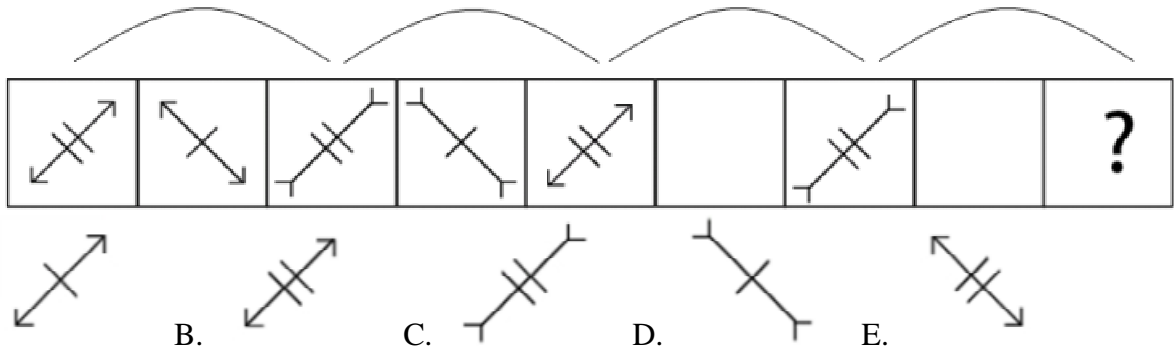


- A.  B.  C.  D.  E. 

www.riolearning.com

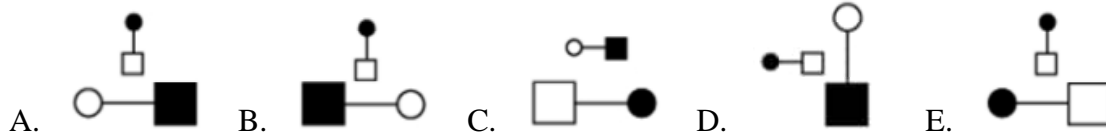
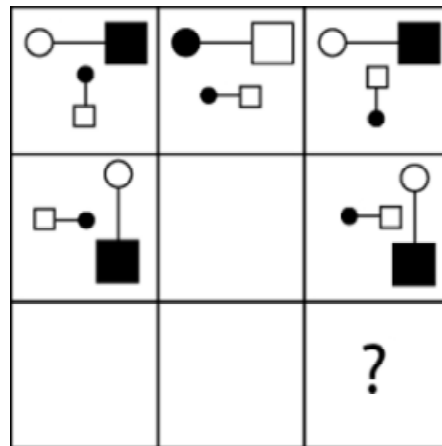
20.

¿Cuál es la figura que falta?



21.

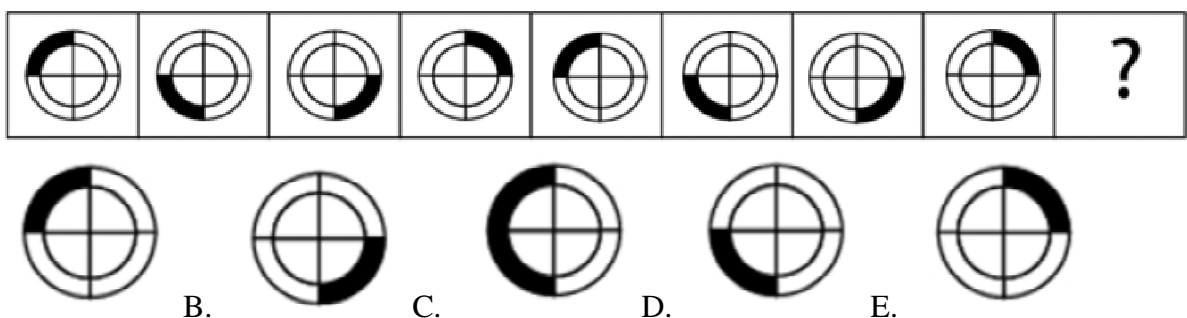
¿Cuál es la figura que falta?



www.riolearning.com


22.

¿Cuál es la figura que falta?



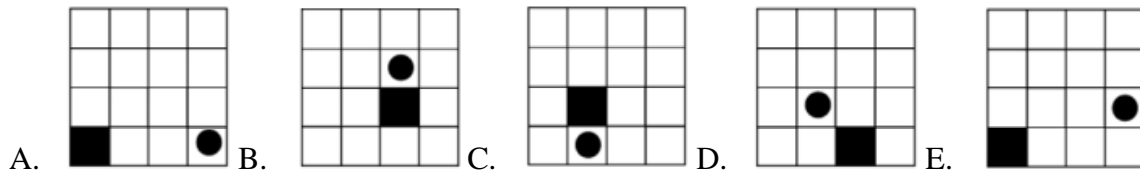
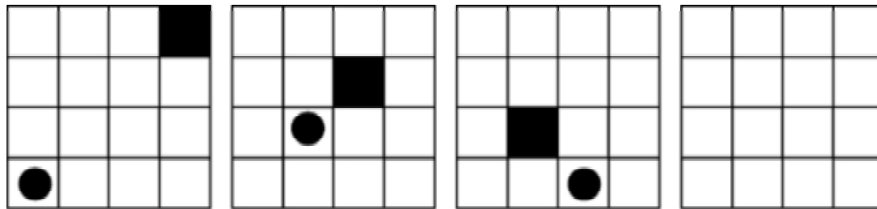
23.

¿Cuál es la figura que falta?



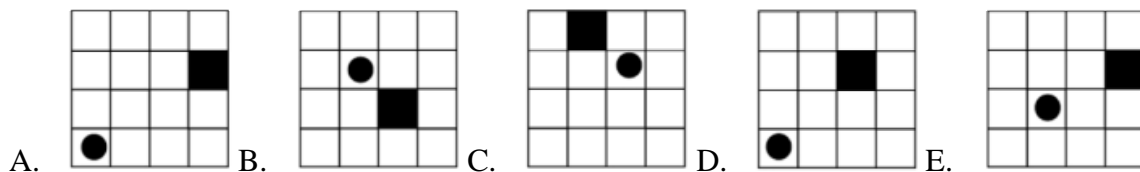
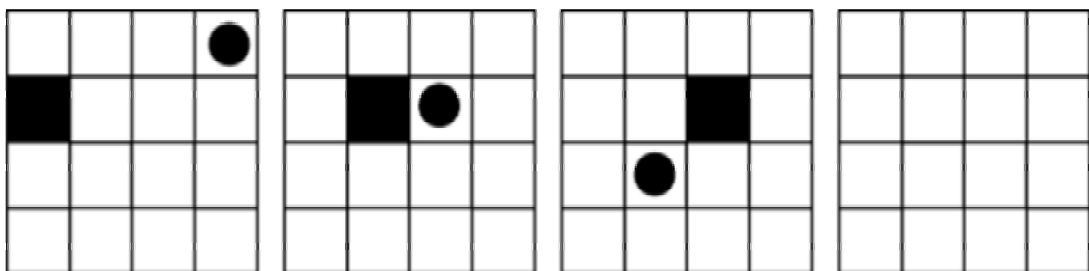
24.

¿Cuál es la figura que falta?



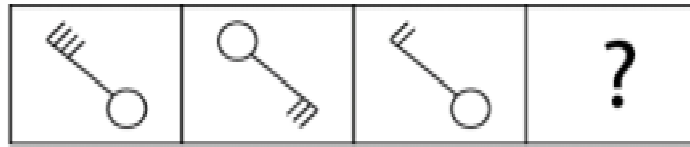
25.

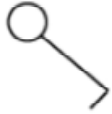

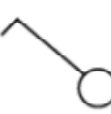
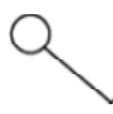
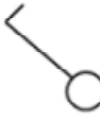
¿Cuál es la figura que falta?



26.


¿Cuál es la figura que falta?








- A.  B.  C.  D.  E. 

27.

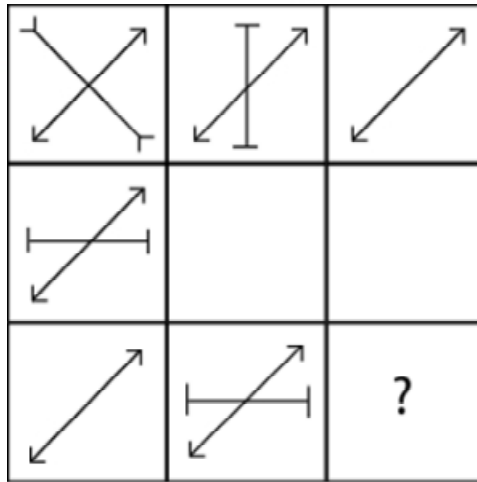
¿Cuál es la figura que falta?

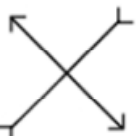
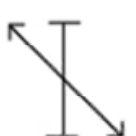
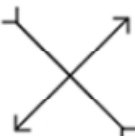
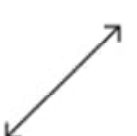



- A.  B.  C.  D.  E. 

28.

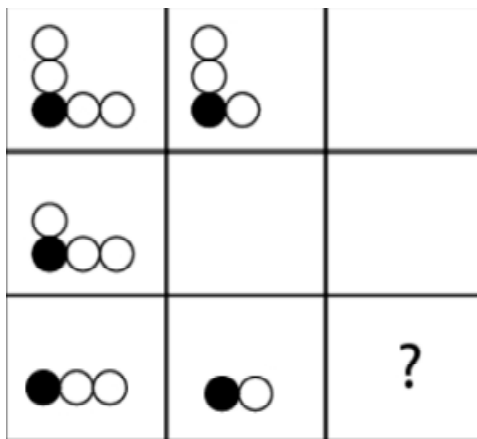
¿Cuál es la figura que falta?



- A.  B.  C.  D.  E. 

29.

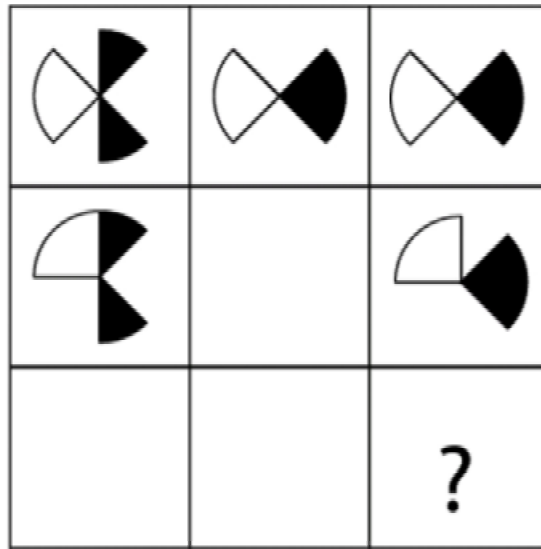
¿Cuál es la figura que falta?








- A.  B.  C.  D.  E. 

30.

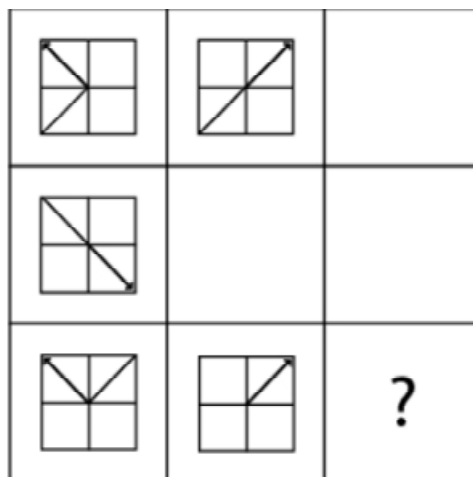
¿Cuál es la figura que falta?

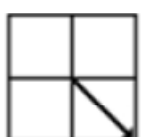
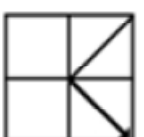

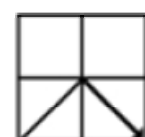
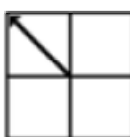


- A.  B.  C.  D.  E. 

31.


¿Cuál es la figura que falta?



- A.  B.  C.  D.  E. 

32.

¿Cuál es la figura que falta?



A.



B.



C.



D.

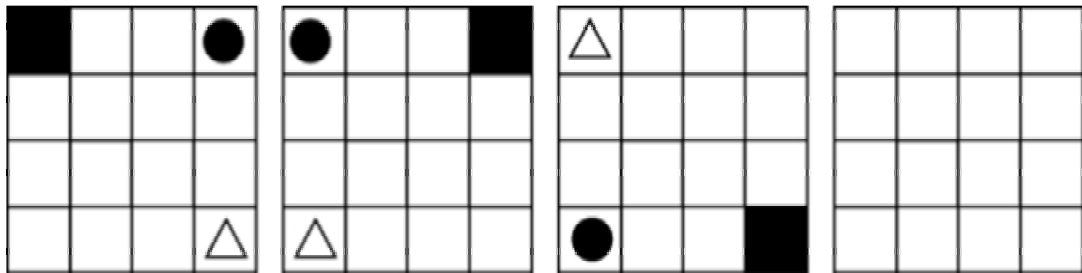


E.

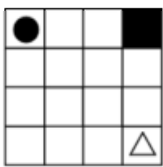


33.

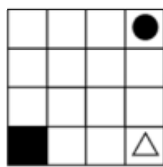
¿Cuál es la figura que falta?



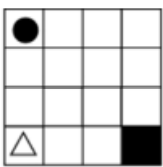
A.



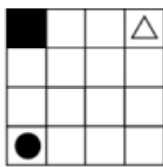
B.



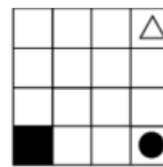
C.



D.

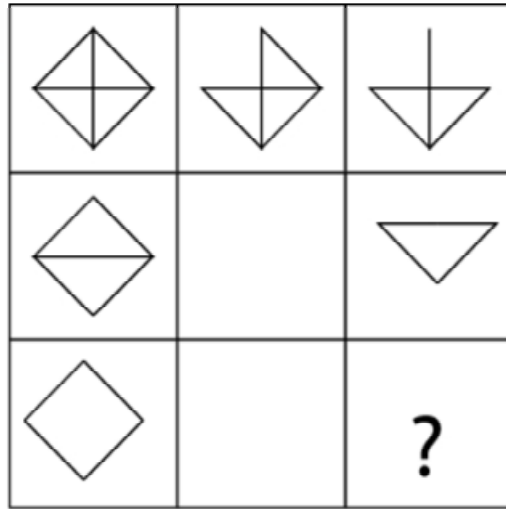






E.



34.

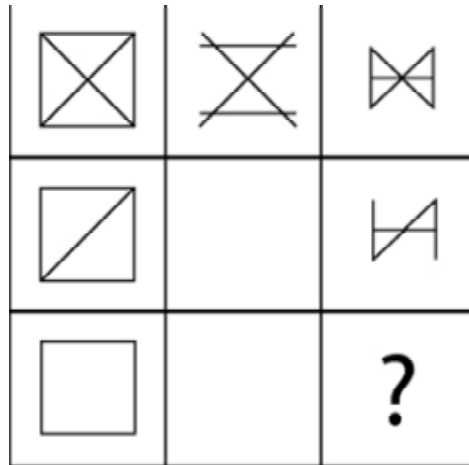
¿Cuál es la figura que falta?




- A.  B.  C.  D.  E. 

35.

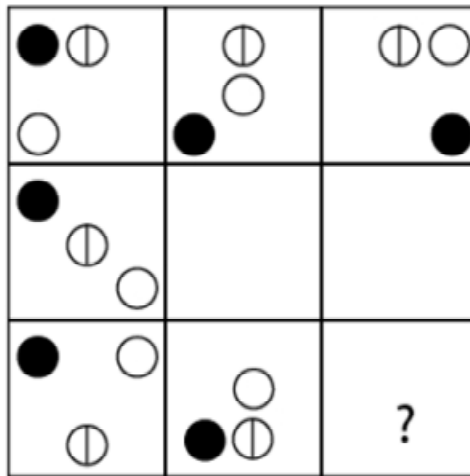
¿Cuál es la figura que falta?



- A.  B.  C.  D.  E. 

36.

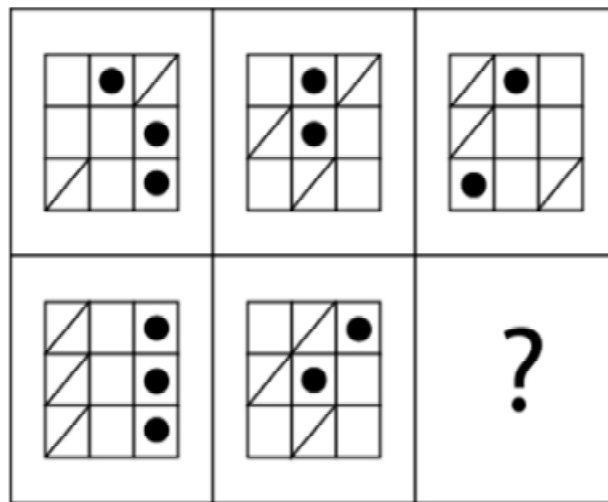
¿Cuál es la figura que falta?



- A.
- B.
- C.
- D.
- E.

37.

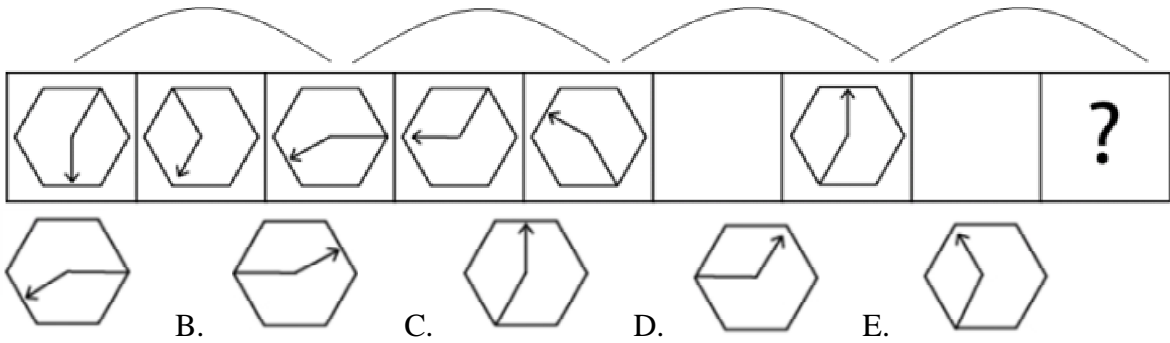
¿Cuál es la figura que falta?



- A.
- B.
- C.
- D.
- E.

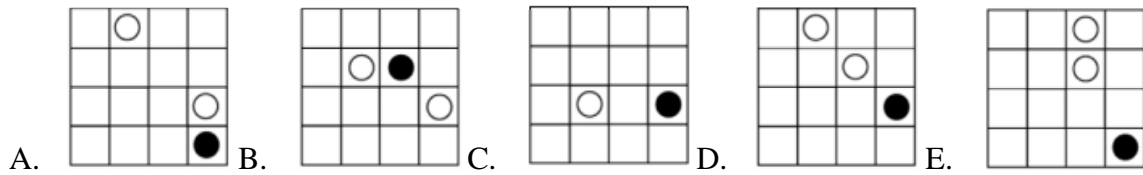
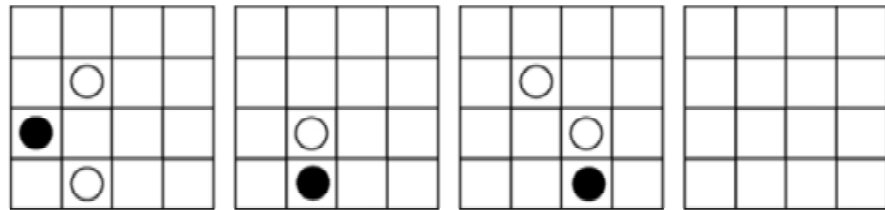
38.

¿Cuál es la figura que falta?



39.

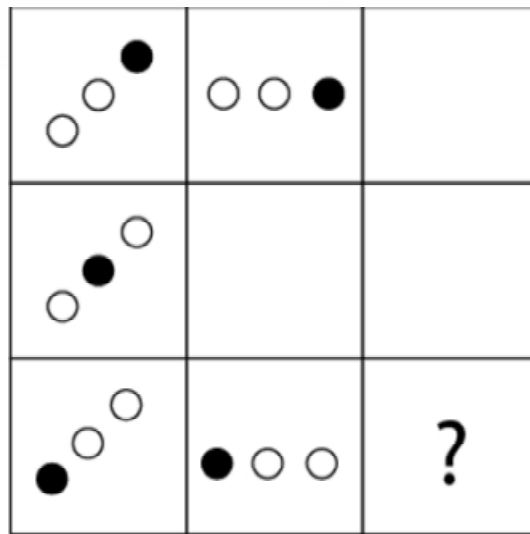
¿Cuál es la figura que falta?



www.riolearning.com

40.

¿Cuál es la figura que falta?

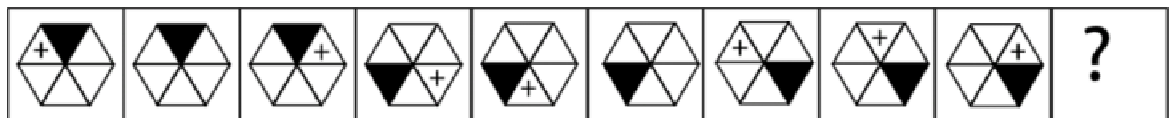


- A.
- B.
- C.
- D.
- E.

www.riolearning.com

41.

¿Cuál es la figura que falta?

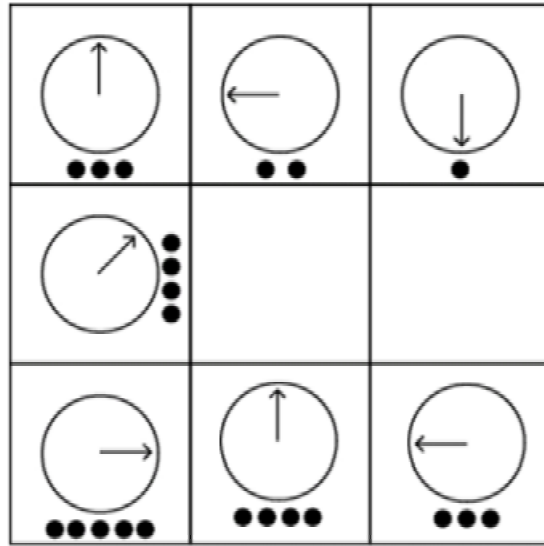


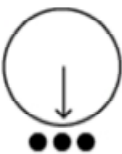


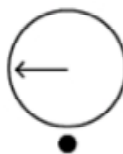

- A.
- B.
- C.
- D.
- E.

www.riolearning.com

42.

¿Cuál es la figura que falta?

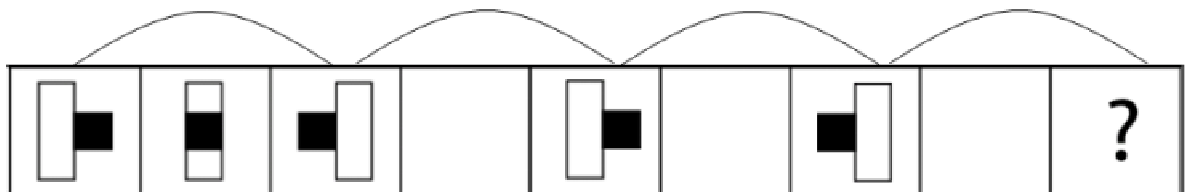







- A.  B.  C.  D.  E. 

www.riolearning.com

43.


¿Cuál es la figura que falta?



- A.  B.  C.  D.  E. 

44.

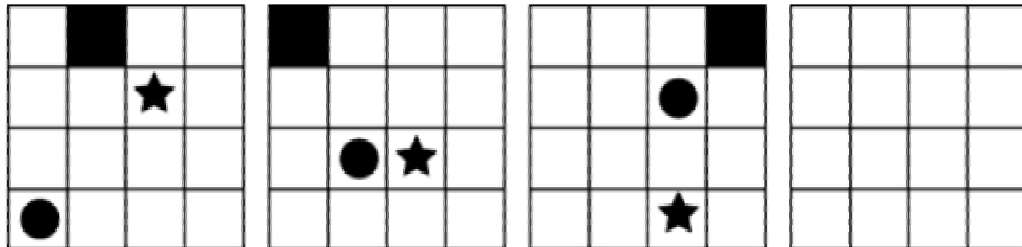
¿Cuál es la figura que falta?

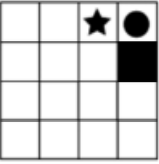
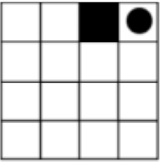





- A.  B.  C.  D.  E. 

45.

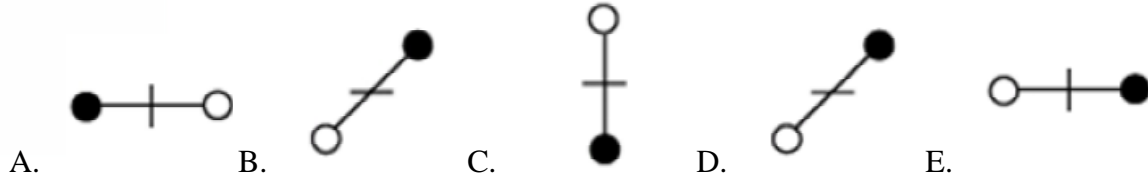
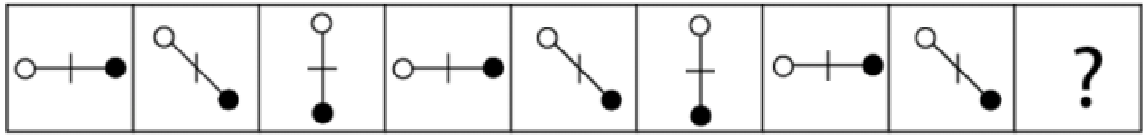
¿Cuál es la figura que falta?



- A.  B.  C.  D.  E. 

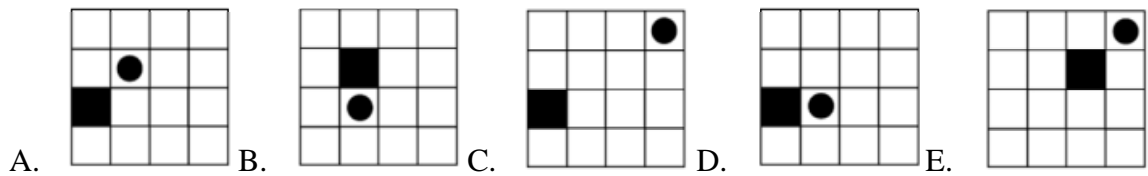
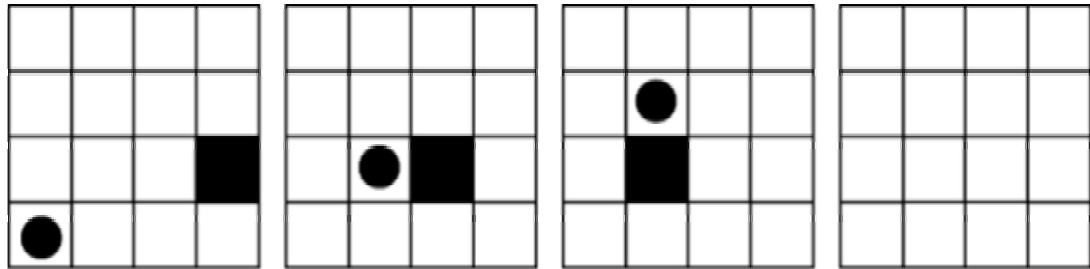
46.

¿Cuál es la figura que falta?



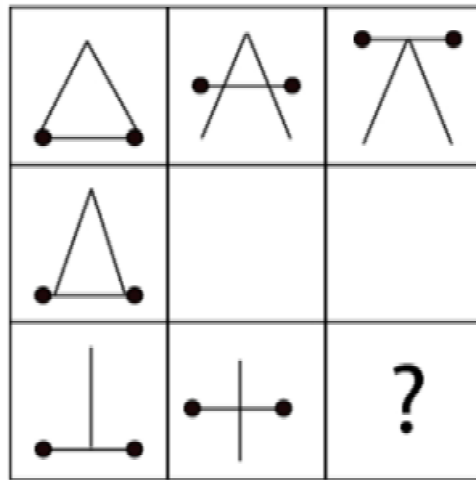
47.





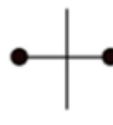
¿Cuál es la figura que falta?



48.

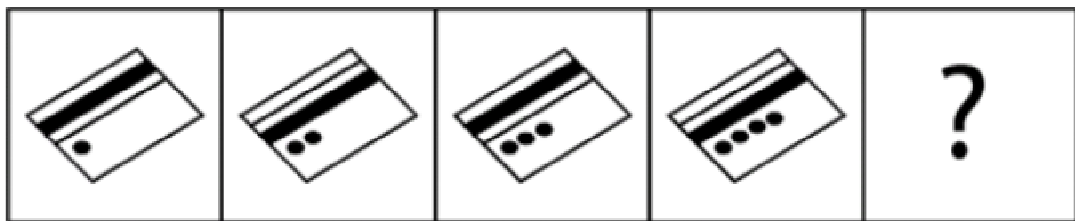
¿Cuál es la figura que falta?



- A.  B.  C.  D.  E. 

49.

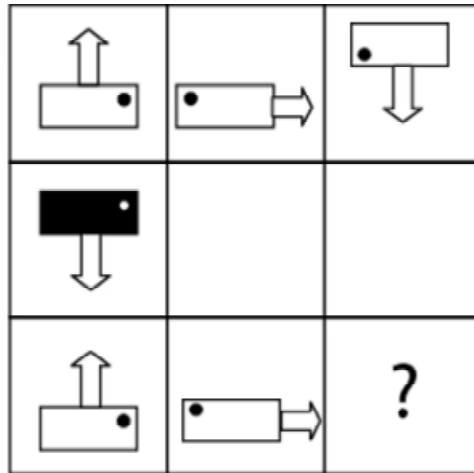
¿Cuál es la figura que falta?

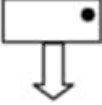

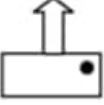
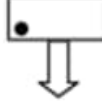
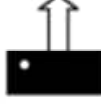


- A.  B.  C.  D.  E. 

50.

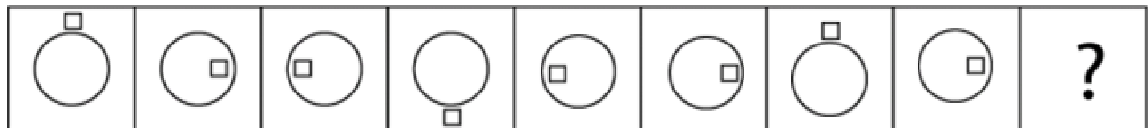
¿Cuál es la figura que falta?








- A.  B.  C.  D.  E. 

51.

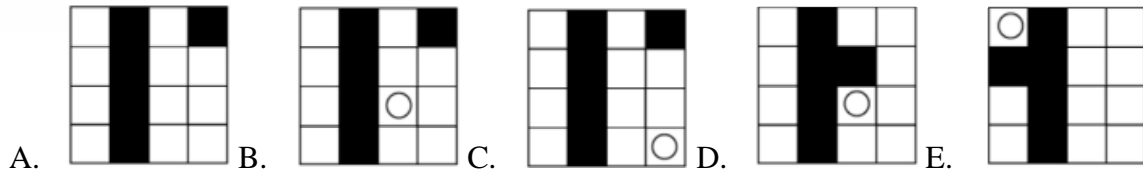
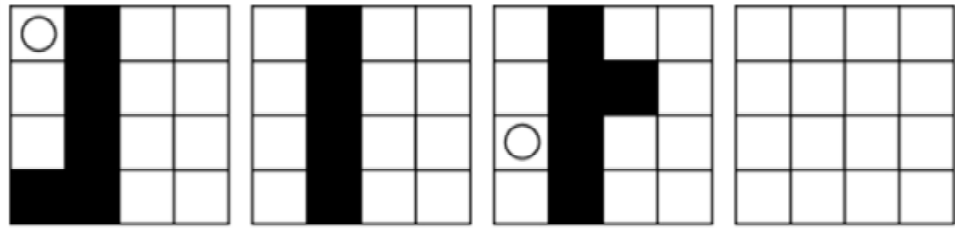
¿Cuál es la figura que falta?



- A.  B.  C.  D.  E. 

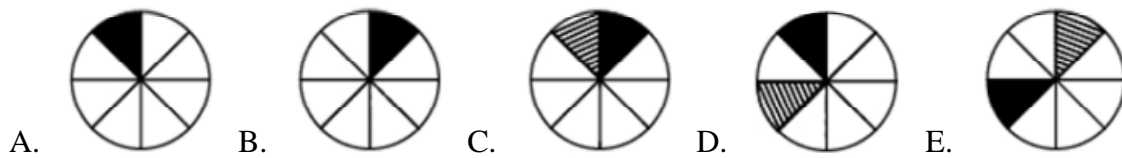
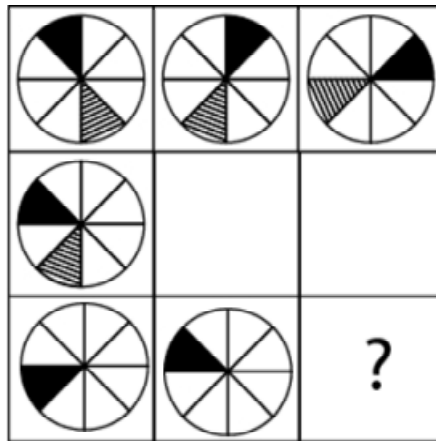
52.

¿Cuál es la figura que falta?



53.

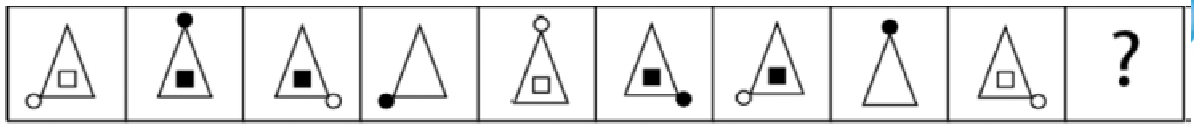
¿Cuál es la figura que falta?








www.riolearning.com

54.

¿Cuál es la figura que falta?

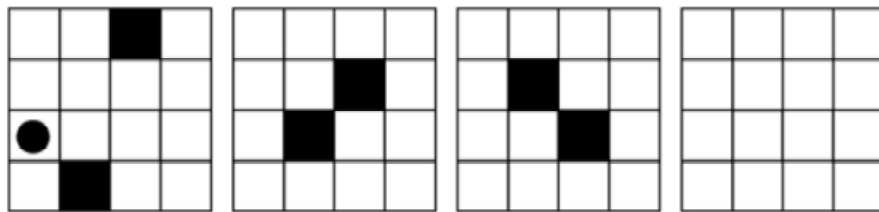


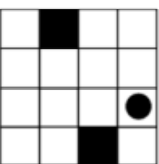

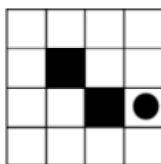
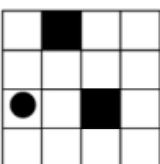
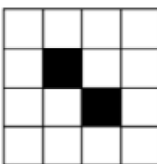
- A.  B.  C.  D.  E. 

www.riolearning.com

55.

¿Cuál es la figura que falta?

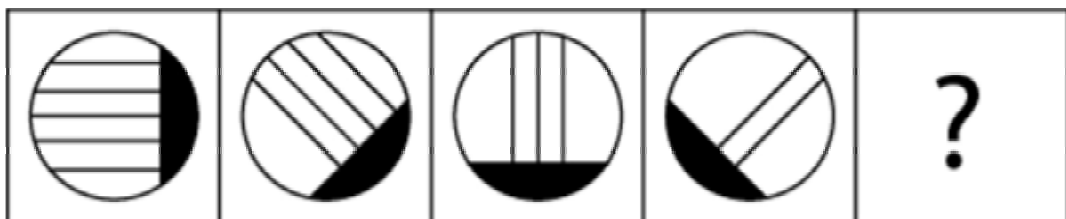


- A.  B.  C.  D.  E. 

www.riolearning.com

56.

¿Cuál es la figura que falta?

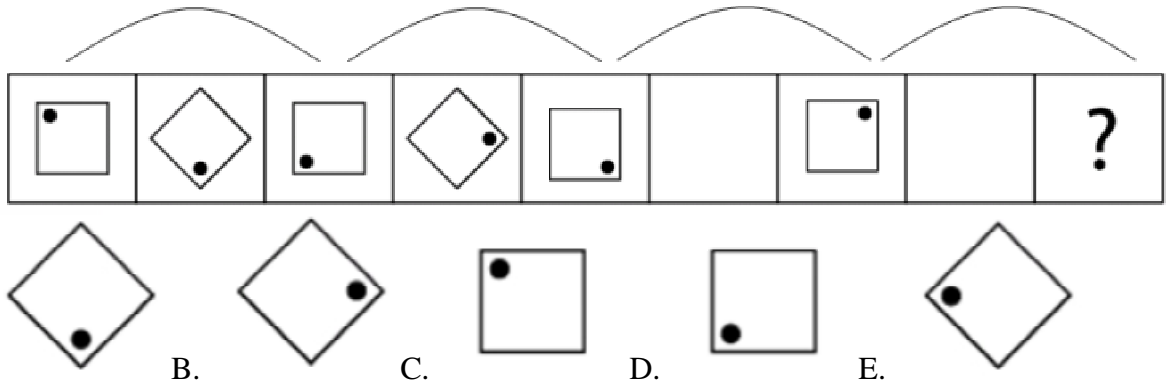


- A.  B.  C.  D.  E. 

www.riolearning.com

57.

¿Cuál es la figura que falta?

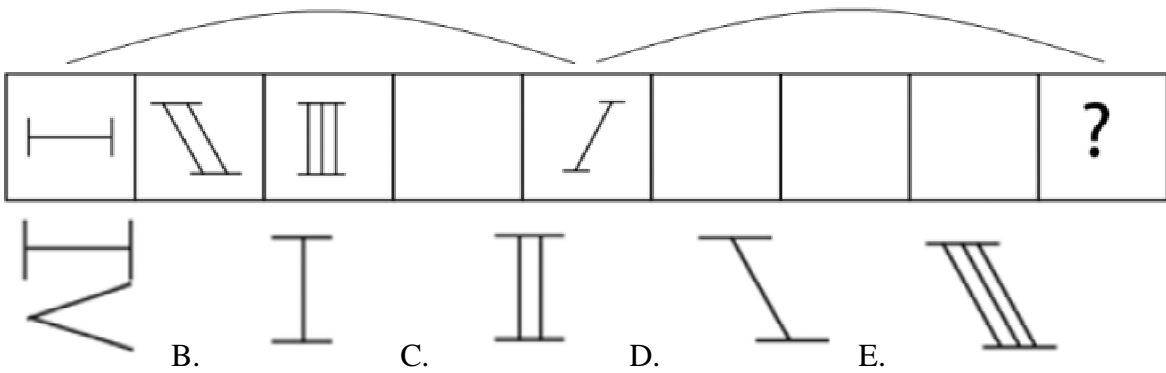


A sequence of 9 boxes. The first three boxes are grouped by a bracket above them, and the last three are grouped by another bracket. The sequence is: a square with a dot in the top-left corner, a diamond with a dot in the bottom-right corner, a square with a dot in the bottom-left corner, a diamond with a dot in the top-right corner, a square with a dot in the bottom-right corner, an empty box, a square with a dot in the top-right corner, an empty box, and a box with a question mark. Below the sequence are five options: A. diamond with dot in bottom-right; B. diamond with dot in top-right; C. square with dot in top-left; D. square with dot in bottom-left; E. diamond with dot in top-left.

58.

¿Cuál es la figura que falta?

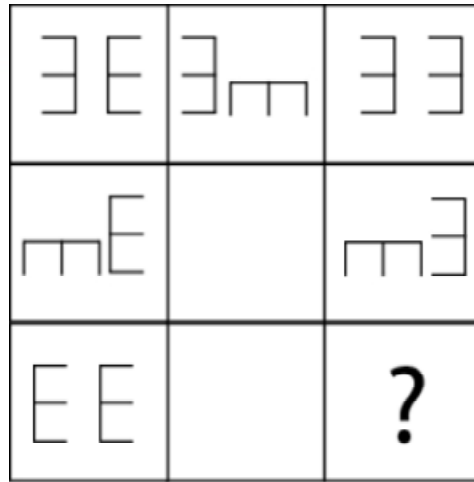
www.riolearning.com








A sequence of 9 boxes. The first three boxes are grouped by a bracket above them, and the last three are grouped by another bracket. The sequence is: a horizontal line with short vertical bars at both ends, a diagonal line with short vertical bars at both ends, a vertical line with short horizontal bars at both ends, an empty box, a diagonal line with short horizontal bars at both ends, an empty box, an empty box, an empty box, and a box with a question mark. Below the sequence are five options: A. a zigzag line; B. a vertical line with short horizontal bars at both ends; C. a vertical line with short horizontal bars at both ends; D. a diagonal line with short horizontal bars at both ends; E. a diagonal line with short horizontal bars at both ends.

59.

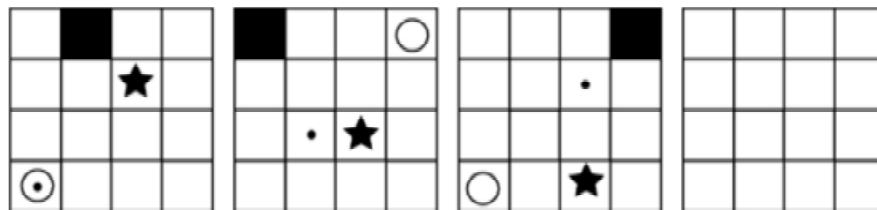
¿Cuál es la figura que falta?

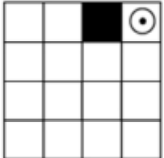

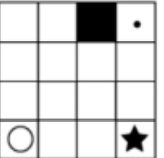
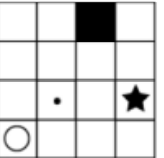



- A.  B.  C.  D.  E. 

60.

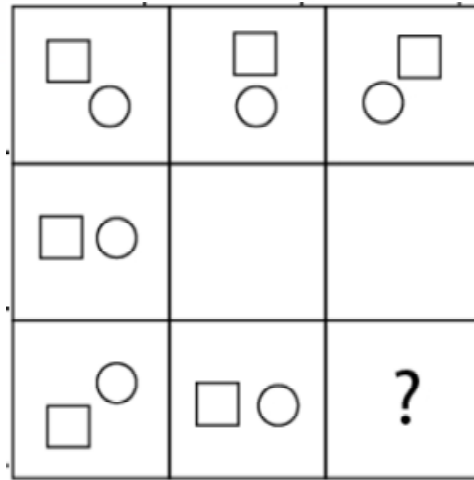
¿Cuál es la figura que falta?



- A.  B.  C.  D.  E. 

61.

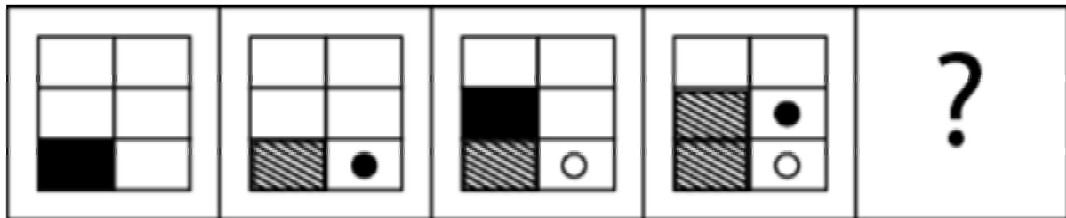
¿Cuál es la figura que falta?



- A.
- B.
- C.
- D.
- E.

62.

¿Cuál es la figura que falta?




- A.
- B.
- C.
- D.
- E.

www.riolearning.com

63.

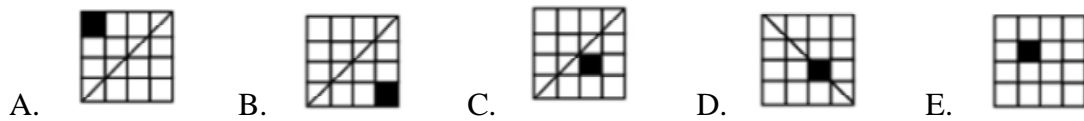
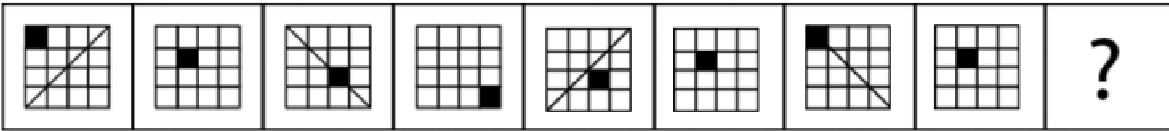
¿Cuál es la figura que falta?



www.riolearning.com

64.


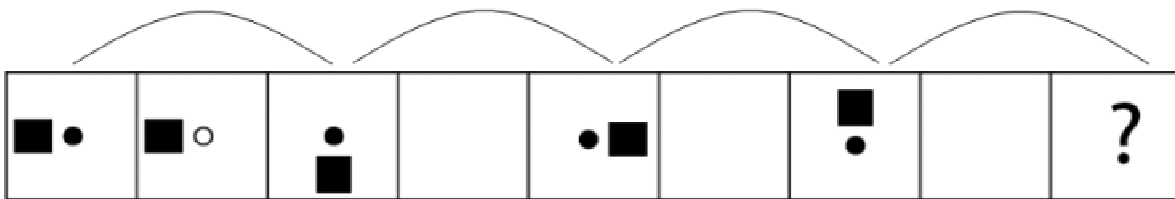
¿Cuál es la figura que falta?



www.riolearning.com

65.

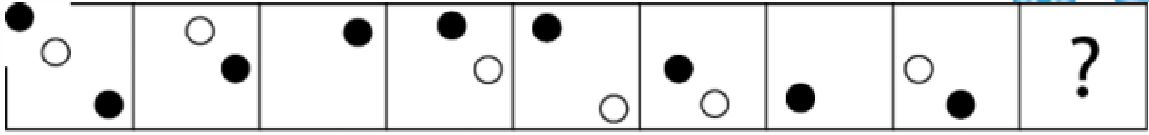
¿Cuál es la figura que falta?








www.riolearning.com

66.

¿Cuál es la figura que falta?

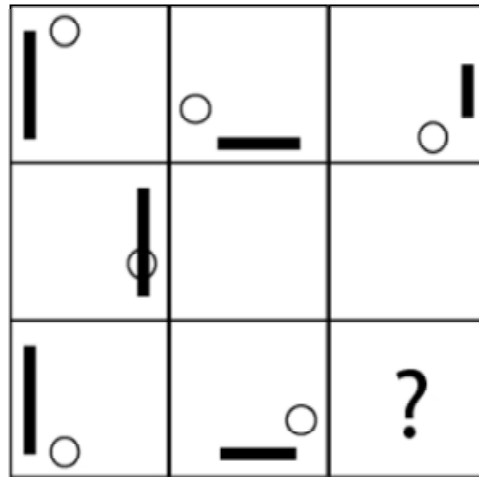







- A.  B.  C.  D.  E. 

www.riolearning.com

67.

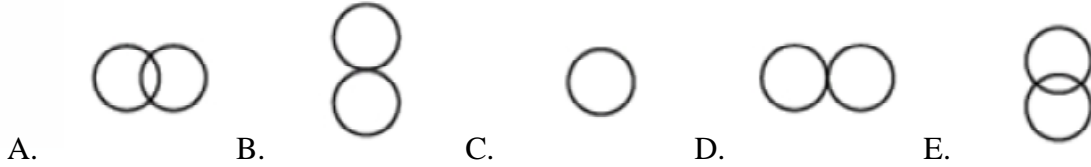
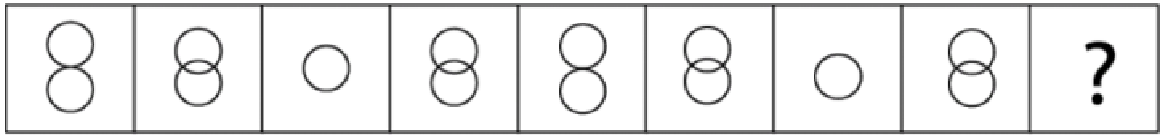
¿Cuál es la figura que falta?



- A.  B.  C.  D.  E. 

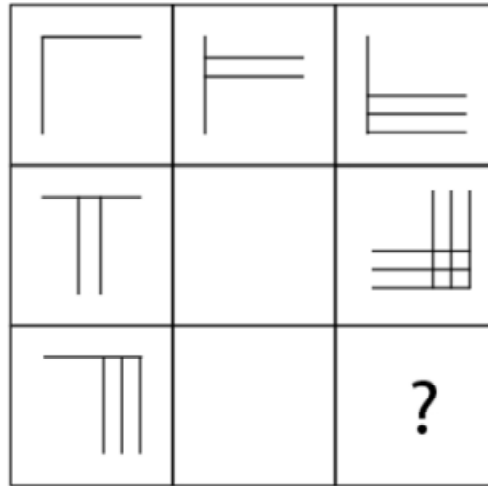
68.

¿Cuál es la figura que falta?




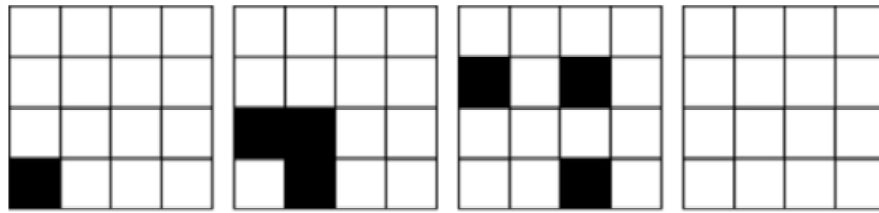
69.

¿Cuál es la figura que falta?



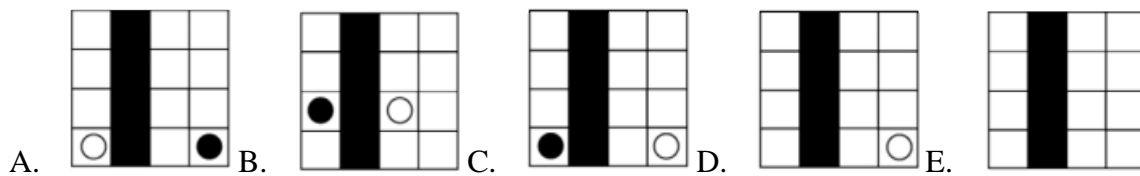
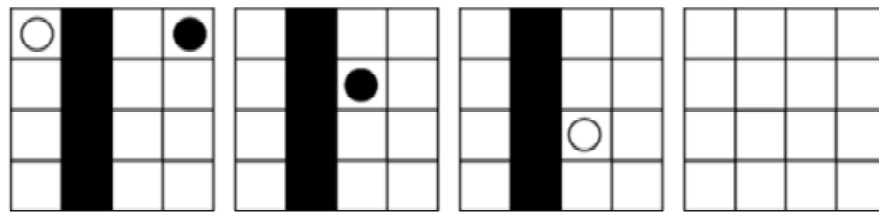
70.

¿Cuál es la figura que falta?




71.

¿Cuál es la figura que falta?



72.

¿Cuál es la figura que falta?



A.



B.



C.



D.

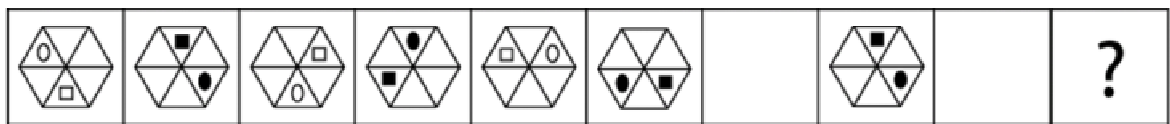


E.



73.

¿Cuál es la figura que falta?



A.



B.



C.



D.




E.



74.

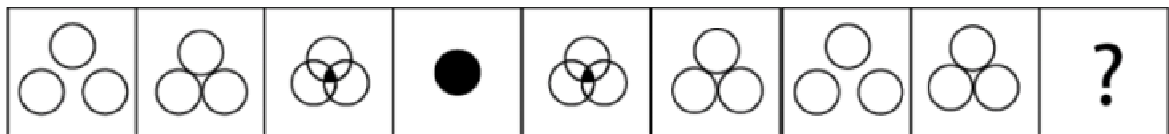
¿Cuál es la figura que falta?








- A.  B.  C.  D.  E. 

75.

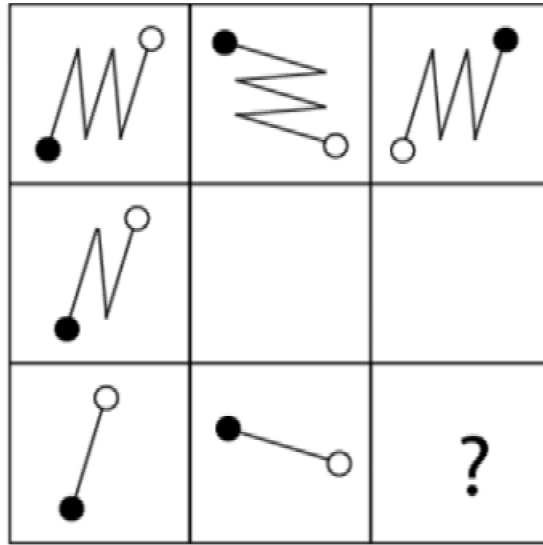
¿Cuál es la figura que falta?








- A.  B.  C.  D.  E. 

76.

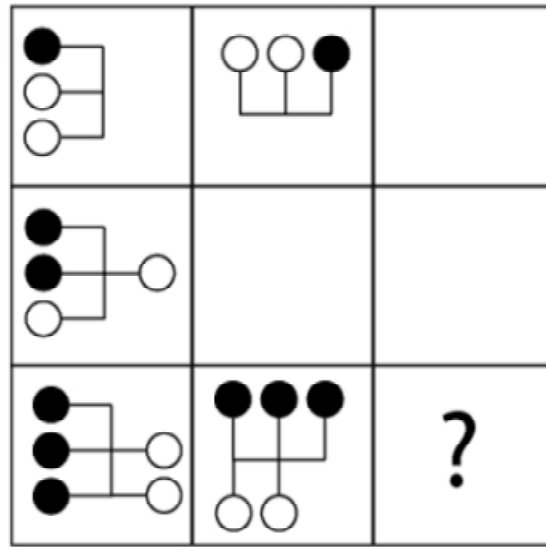
¿Cuál es la figura que falta?



- A. 
- B. 
- C. 
- D. 
- E. 

77.

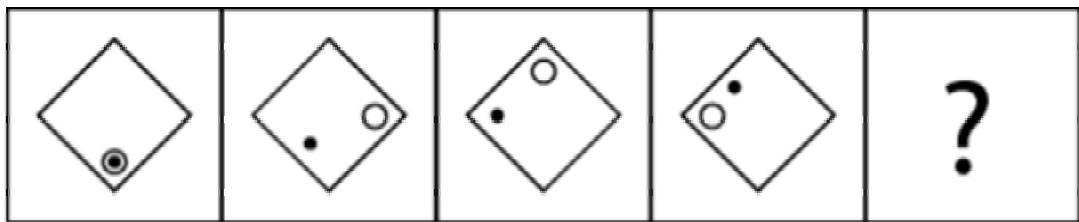
¿Cuál es la figura que falta?



- A.
- B.
- C.
- D.
- E.

78.

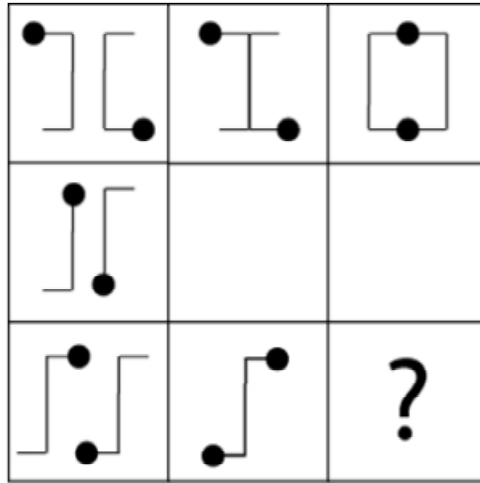
¿Cuál es la figura que falta?



- A.
- B.
- C.
- D.
- E.

79.


¿Cuál es la figura que falta?



- A.
- B.
- C.
- D.
- E.

80.

¿Cuál es la figura que falta?

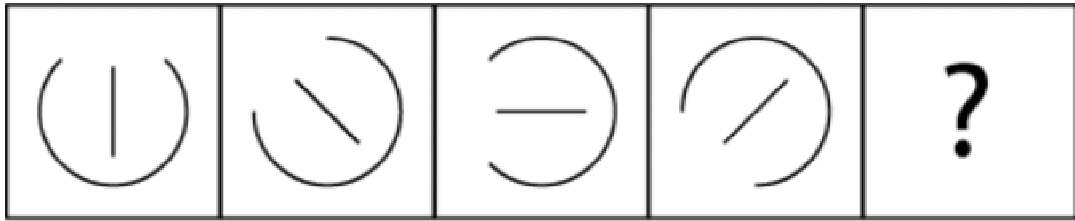


- A.
- B.
- C.
- D.
- E.

www.riolearning.com

81.

¿Cuál es la figura que falta?

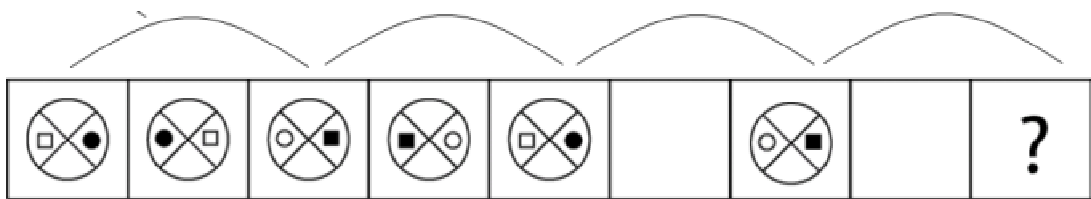







- A.  B.  C.  D.  E. 

www.riolearning.com

82.

¿Cuál es la figura que falta?

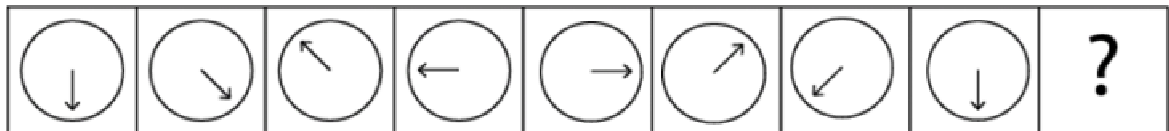





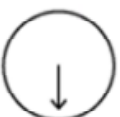

- A.  B.  C.  D.  E. 

www.riolearning.com

83.

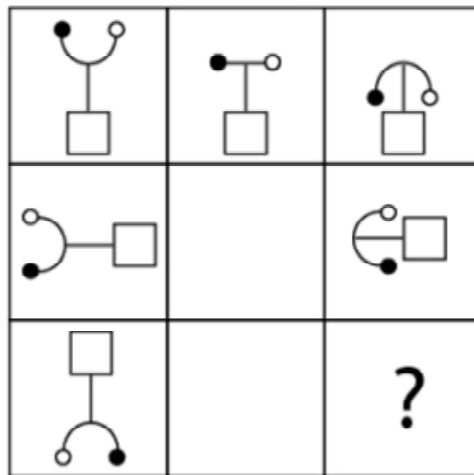
¿Cuál es la figura que falta?



- A.  B.  C.  D.  E. 

84.

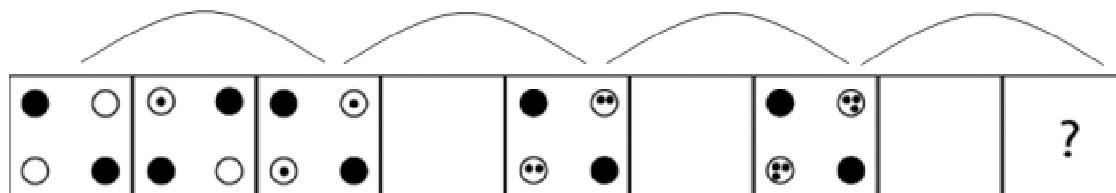
¿Cuál es la figura que falta?



- A.
- B.
- C.
- D.
- E.


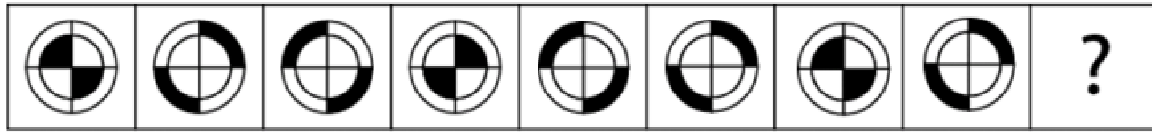
85.

¿Cuál es la figura que falta?



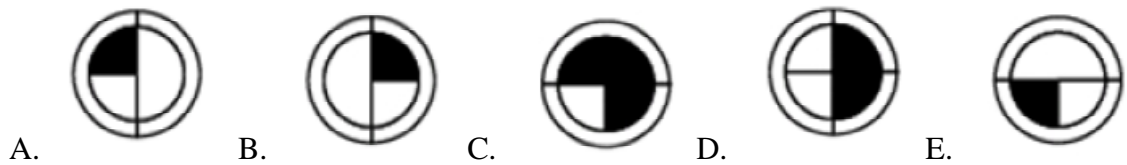
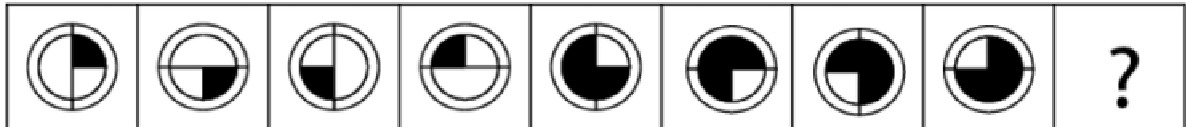
86.

¿Cuál es la figura que falta?



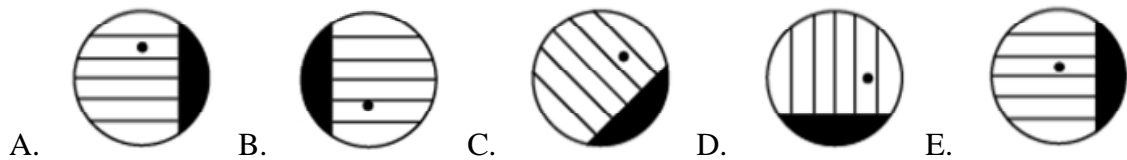
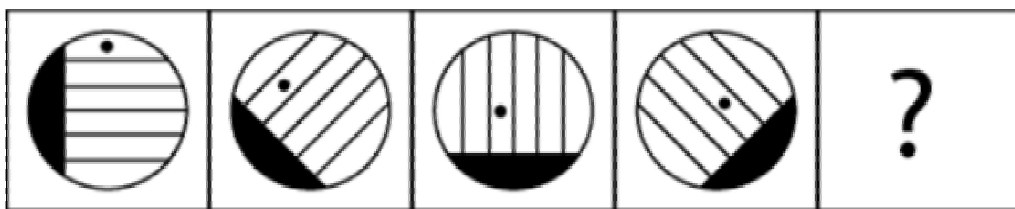
87.

¿Cuál es la figura que falta?



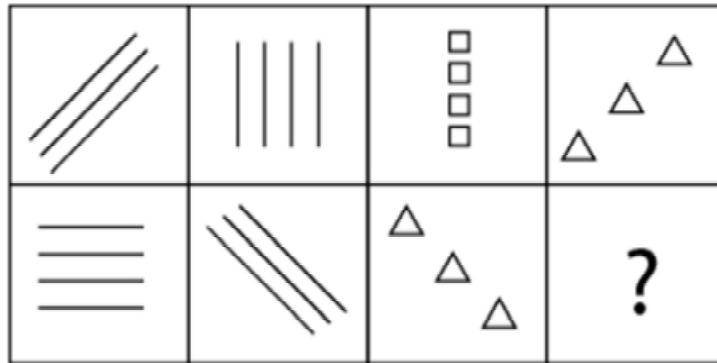
88.

¿Cuál es la figura que falta?



89.

¿Cuál es la figura que falta?



A.



C.



E.



B.




D.



90.

¿Cuál es la figura que falta?



A.



B.



C.



D.









E.



91.

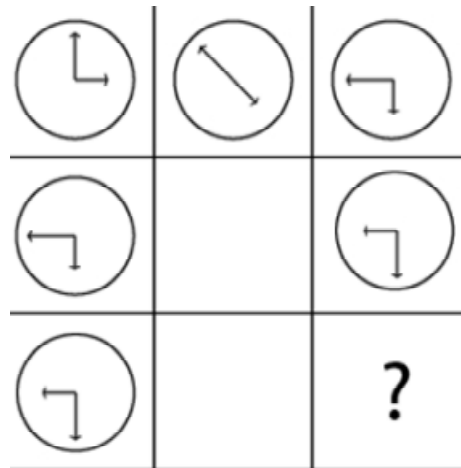
¿Cuál es la figura que falta?

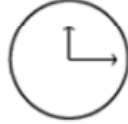

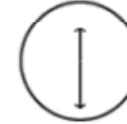




- A.  B.  C.  D.  E. 

92.

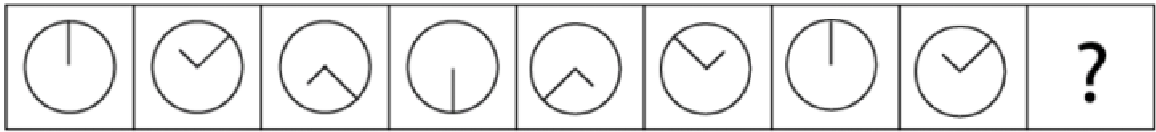
¿Cuál es la figura que falta?



- A.  B.  C.  D.  E. 

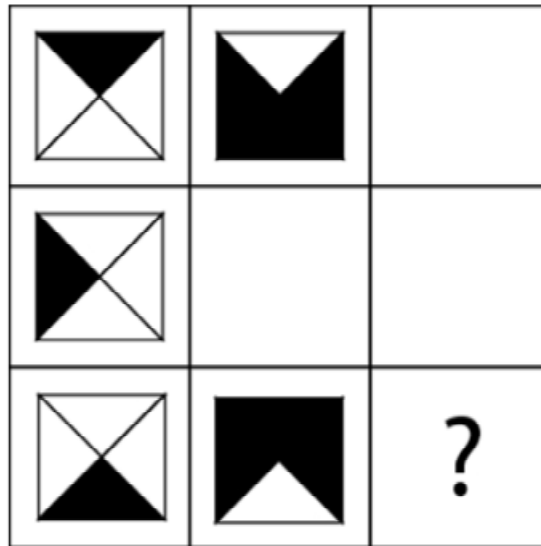
93.

¿Cuál es la figura que falta?



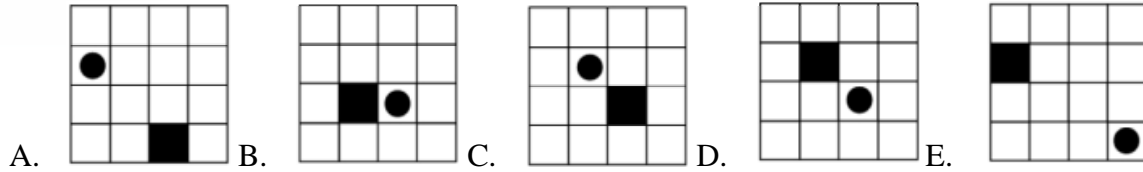
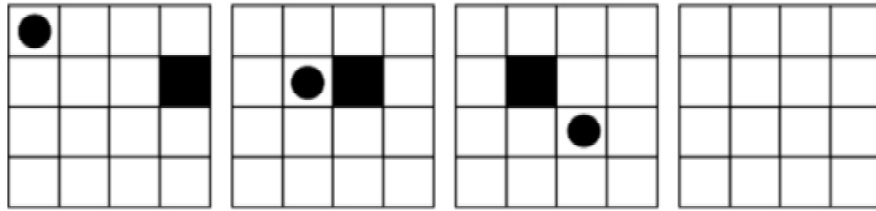
94.

¿Cuál es la figura que falta?



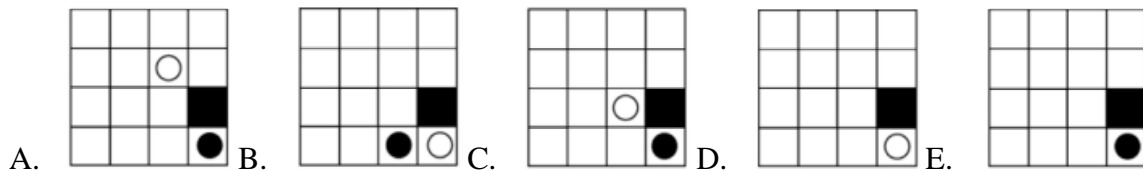
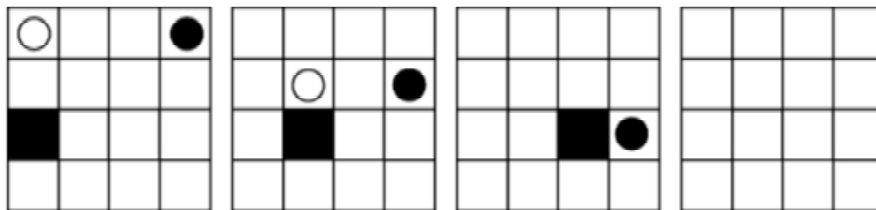
95.

¿Cuál es la figura que falta?



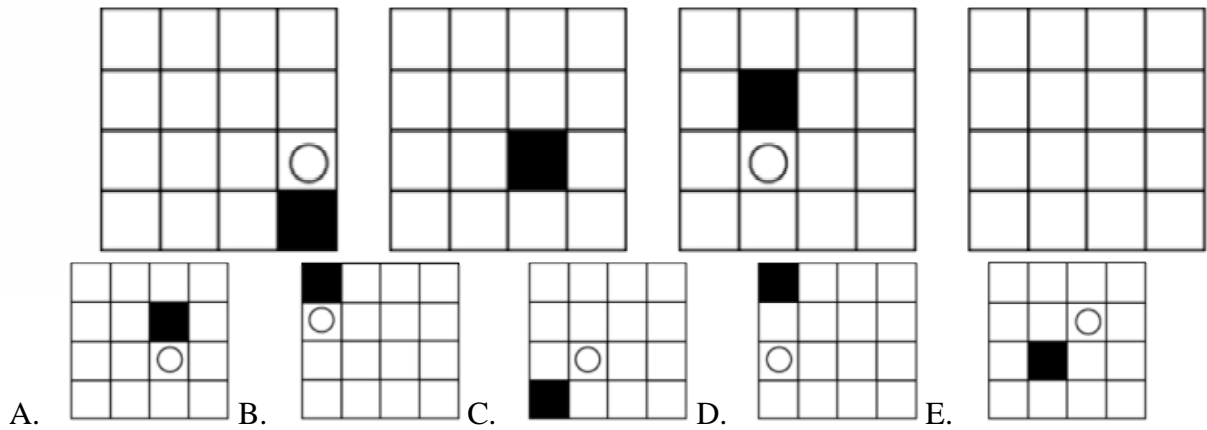
96.

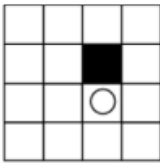
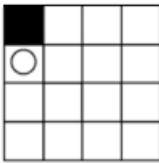
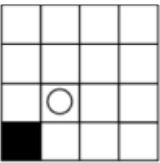
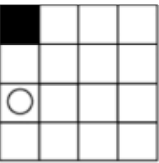
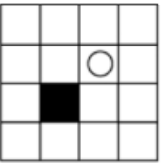
¿Cuál es la figura que falta?



97.

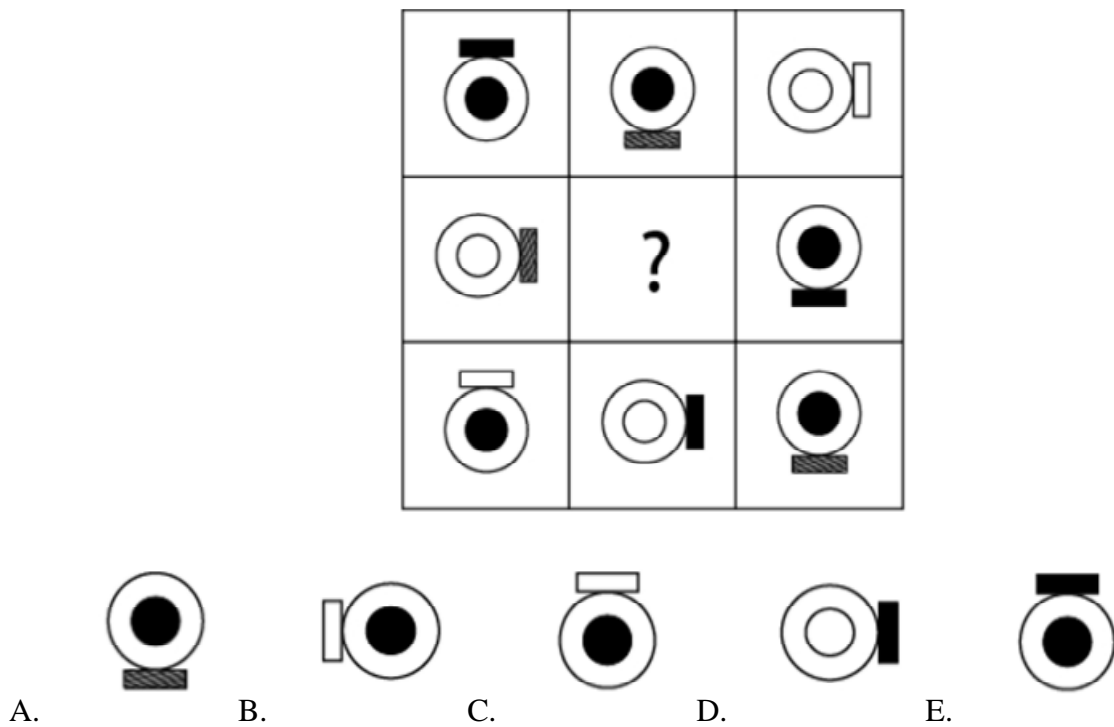
¿Cuál es la figura que falta?








A.  B.  C.  D.  E. 

98.

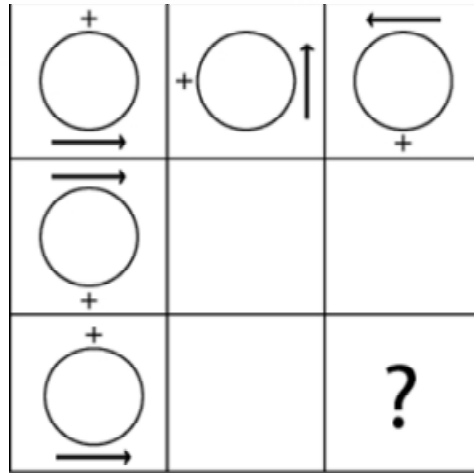
¿Cuál es la figura que falta?



A.  B.  C.  D.  E. 

99.

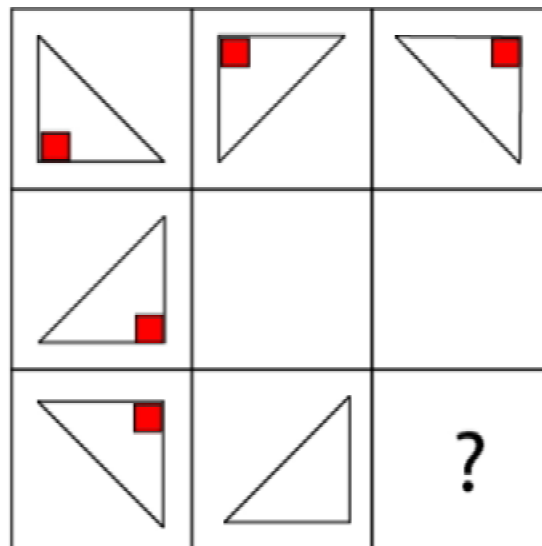
¿Cuál es la figura que falta?


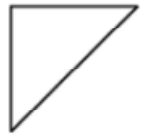
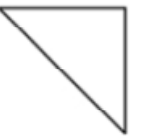

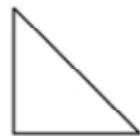


- A.  B.  C.  D.  E. 

100.

¿Cuál es la figura que falta?



- A.  B.  C.  D.  E. 

ACCESO A LA EDUCACIÓN SUPERIOR TAE100_001

Answer Section

MULTIPLE CHOICE



- | | |
|------------|--------|
| 1. ANS: B | PTS: 1 |
| 2. ANS: D | PTS: 1 |
| 3. ANS: B | PTS: 1 |
| 4. ANS: C | PTS: 1 |
| 5. ANS: B | PTS: 1 |
| 6. ANS: B | PTS: 1 |
| 7. ANS: E | PTS: 1 |
| 8. ANS: A | PTS: 1 |
| 9. ANS: A | PTS: 1 |
| 10. ANS: C | PTS: 1 |
| 11. ANS: C | PTS: 1 |
| 12. ANS: B | PTS: 1 |
| 13. ANS: B | PTS: 1 |
| 14. ANS: C | PTS: 1 |
| 15. ANS: E | PTS: 1 |
| 16. ANS: C | PTS: 1 |
| 17. ANS: D | PTS: 1 |
| 18. ANS: D | PTS: 1 |
| 19. ANS: A | PTS: 1 |
| 20. ANS: B | PTS: 1 |
| 21. ANS: B | PTS: 1 |
| 22. ANS: A | PTS: 1 |
| 23. ANS: D | PTS: 1 |
| 24. ANS: E | PTS: 1 |
| 25. ANS: A | PTS: 1 |
| 26. ANS: A | PTS: 1 |
| 27. ANS: E | PTS: 1 |
| 28. ANS: C | PTS: 1 |
| 29. ANS: C | PTS: 1 |
| 30. ANS: C | PTS: 1 |
| 31. ANS: B | PTS: 1 |
| 32. ANS: B | PTS: 1 |
| 33. ANS: E | PTS: 1 |
| 34. ANS: D | PTS: 1 |
| 35. ANS: B | PTS: 1 |
| 36. ANS: D | PTS: 1 |
| 37. ANS: D | PTS: 1 |
| 38. ANS: B | PTS: 1 |
| 39. ANS: D | PTS: 1 |
| 40. ANS: A | PTS: 1 |

41.	ANS: A	PTS: 1
42.	ANS: E	PTS: 1
43.	ANS: E	PTS: 1
44.	ANS: C	PTS: 1
45.	ANS: B	PTS: 1
46.	ANS: C	PTS: 1
47.	ANS: C	PTS: 1
48.	ANS: D	PTS: 1
49.	ANS: D	PTS: 1
50.	ANS: D	PTS: 1
51.	ANS: E	PTS: 1
52.	ANS: A	PTS: 1
53.	ANS: A	PTS: 1
54.	ANS: A	PTS: 1
55.	ANS: A	PTS: 1
56.	ANS: C	PTS: 1
57.	ANS: C	PTS: 1
58.	ANS: B	PTS: 1
59.	ANS: A	PTS: 1
60.	ANS: A	PTS: 1
61.	ANS: A	PTS: 1
62.	ANS: A	PTS: 1
63.	ANS: C	PTS: 1
64.	ANS: C	PTS: 1
65.	ANS: E	PTS: 1
66.	ANS: B	PTS: 1
67.	ANS: D	PTS: 1
68.	ANS: B	PTS: 1
69.	ANS: B	PTS: 1
70.	ANS: D	PTS: 1
71.	ANS: C	PTS: 1
72.	ANS: D	PTS: 1
73.	ANS: C	PTS: 1
74.	ANS: C	PTS: 1
75.	ANS: D	PTS: 1
76.	ANS: D	PTS: 1
77.	ANS: B	PTS: 1
78.	ANS: B	PTS: 1
79.	ANS: B	PTS: 1
80.	ANS: A	PTS: 1
81.	ANS: C	PTS: 1
82.	ANS: E	PTS: 1
83.	ANS: B	PTS: 1
84.	ANS: A	PTS: 1
85.	ANS: B	PTS: 1

- | | | |
|------|--------|--------|
| 86. | ANS: B | PTS: 1 |
| 87. | ANS: B | PTS: 1 |
| 88. | ANS: A | PTS: 1 |
| 89. | ANS: D | PTS: 1 |
| 90. | ANS: D | PTS: 1 |
| 91. | ANS: C | PTS: 1 |
| 92. | ANS: A | PTS: 1 |
| 93. | ANS: C | PTS: 1 |
| 94. | ANS: D | PTS: 1 |
| 95. | ANS: E | PTS: 1 |
| 96. | ANS: E | PTS: 1 |
| 97. | ANS: D | PTS: 1 |
| 98. | ANS: C | PTS: 1 |
| 99. | ANS: D | PTS: 1 |
| 100. | ANS: E | PTS: 1 |

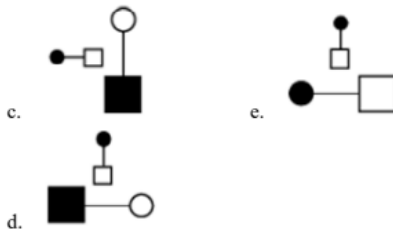
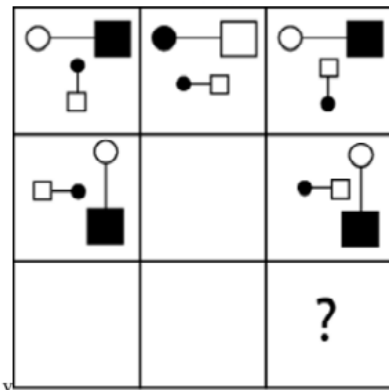
Anexo

TAE20_001_001 ID:A

Modelo de Examen de Acceso a la Educación Superior TAE20_001_001 ID: A

www.riolearning.com

¿qué falta?



En la parte superior derecha del documento se muestra un código que indica el tipo de examen, número de preguntas y el ID del TEST (se cuenta con cuatro A, B, C, D)

Esta información te permitirá buscar el solucionario.

El solucionario lo puedes encontrar en nuestras redes sociales o en la página www.multimevi.com en la sección DESCARGAS

Aula virtual

www.riolearning.com



Ejercicios Acceso a la Educación Superior tiene licencia [CC BY-NC 4.0](https://creativecommons.org/licenses/by-nc/4.0/) © 2 por EdFr@MeVi



Forma

Test Version

--	--	--	--	--	--	--	--	--	--	--

Nombre: _____

Asignatura: _____

Fecha: _____

A

B

C

D

0 0 0 0 0 0 0 0 0

1 1 1 1 1 1 1 1 1

2 2 2 2 2 2 2 2 2

3 3 3 3 3 3 3 3 3

4 4 4 4 4 4 4 4 4

5 5 5 5 5 5 5 5 5

6 6 6 6 6 6 6 6 6

7 7 7 7 7 7 7 7 7

8 8 8 8 8 8 8 8 8

9 9 9 9 9 9 9 9 9

Cédula - Código

Ejemplo

A B C D E

Calificación

--

- Utilice lápiz para marcar la respuesta.
- Marque un círculo completo
- Borre completamente el círculo para marcar una nueva respuesta

1 A B C D E

2 A B C D E

3 A B C D E

4 A B C D E

5 A B C D E

6 A B C D E

7 A B C D E

8 A B C D E

9 A B C D E

10 A B C D E

11 A B C D E

12 A B C D E

13 A B C D E

14 A B C D E

15 A B C D E

16 A B C D E

17 A B C D E

18 A B C D E

19 A B C D E

20 A B C D E

21 A B C D E

22 A B C D E

23 A B C D E

24 A B C D E

25 A B C D E

26 A B C D E

27 A B C D E

28 A B C D E

29 A B C D E

30 A B C D E

31 A B C D E

32 A B C D E

33 A B C D E

34 A B C D E

35 A B C D E

36 A B C D E

37 A B C D E

38 A B C D E

39 A B C D E

40 A B C D E

41 A B C D E

42 A B C D E

43 A B C D E

44 A B C D E

45 A B C D E

46 A B C D E

47 A B C D E

48 A B C D E

49 A B C D E

50 A B C D E

51 A B C D E

52 A B C D E

53 A B C D E

54 A B C D E

55 A B C D E

56 A B C D E

57 A B C D E

58 A B C D E

59 A B C D E

60 A B C D E

61 A B C D E

62 A B C D E

63 A B C D E

64 A B C D E

65 A B C D E

66 A B C D E

67 A B C D E

68 A B C D E

69 A B C D E

70 A B C D E

71 A B C D E

72 A B C D E

73 A B C D E

74 A B C D E

75 A B C D E

76 A B C D E

77 A B C D E

78 A B C D E

79 A B C D E

80 A B C D E

81 A B C D E

82 A B C D E

83 A B C D E

84 A B C D E

85 A B C D E

86 A B C D E

87 A B C D E

88 A B C D E

89 A B C D E

90 A B C D E

91 A B C D E

92 A B C D E

93 A B C D E

94 A B C D E

95 A B C D E

96 A B C D E

97 A B C D E

98 A B C D E

99 A B C D E

100 A B C D E



ENLACE	DETALLE	QR
http://www.multimevi.com/	Página web MULTIMEVI, donde encontrarás noticias y recursos	
https://t.me/+Klr3YaM42_ZhZTIx	Grupo de apoyo en TELEGRAM	
https://chat.whatsapp.com/IQuCCcZjtLjIkLfgzXo68Y	<u>GRUPO DE WHATSAPP</u>	
https://whatsapp.com/channel/0029VaBB2zQHwXb5Vhn9Yw1W	Canal de noticias WhatsApp	
https://www.facebook.com/multimevi.ec/	Perfil de facebook	
https://www.facebook.com/groups/multimevi	Grupo FULL Rectivos	
https://www.tiktok.com/@multimevi	Canal de TIK TOK	
https://www.instagram.com/multimevi.ec/	Canal de Instagram	
https://twitter.com/multimevi	Red X	



Modelo S

Plataforma MOODLE

 www.riolearning.com

Página Web



www.multimevi.com

Redes Sociales



Procesos



ACCESO a la Educación Superior
SENESCYT

QUIERO SER MAESTRO
Ministerio de Educación